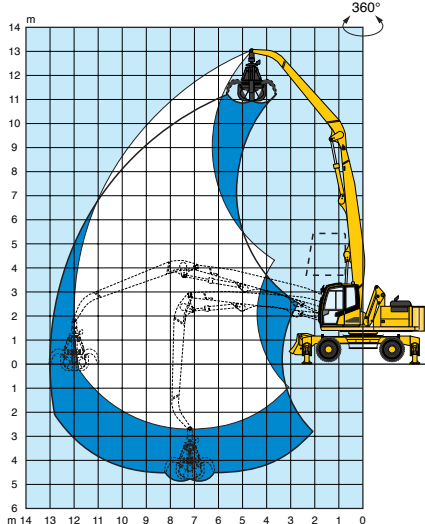


403

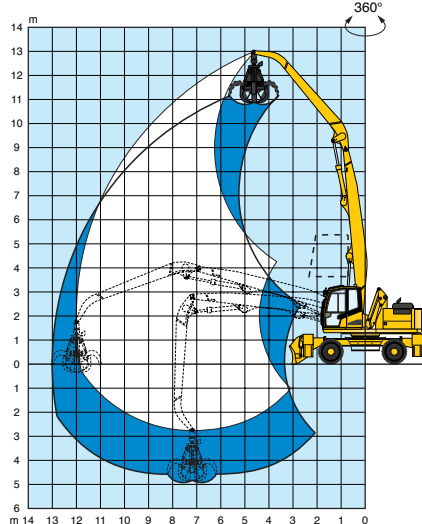


Lifting capacity diagram(s)

Machine on stabilizers



Machine on wheels



Machine on stabilizers

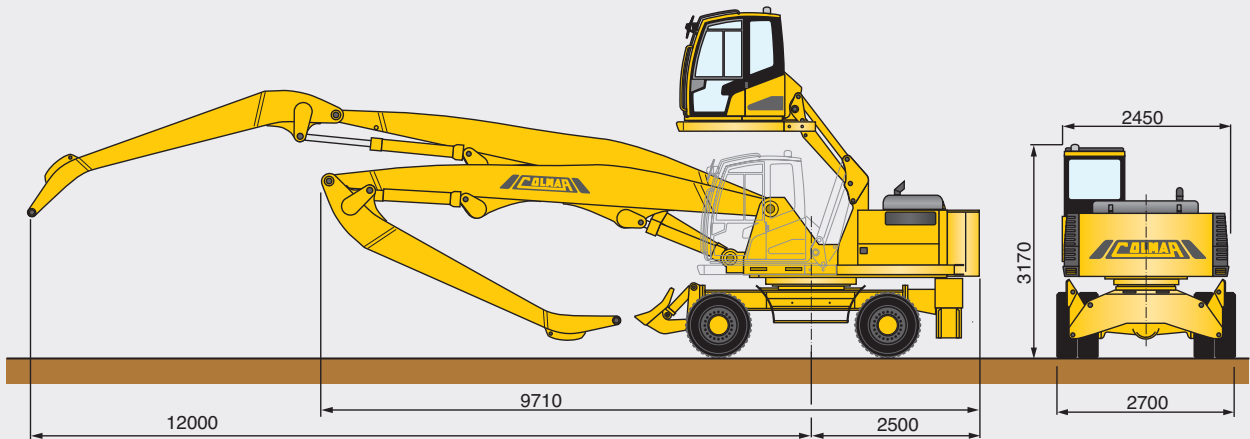
Height (m)	Reach (m)				
	5	7	9	11	12
10	-	6420	-	-	-
8	-	5650	4780	-	-
6	-	5770	4770	4130	-
4	8040	5930	4700	3970	-
2	8600	5960	4450	3550	3250
0	8250	5520	3820	2740	-
-2	6640	4540	2680	-	-

Lifting capacity around 360° expressed in DaN without safety factor

Machine on wheels

Height (m)	Reach (m)				
	5	7	9	11	12
10	-	5380	-	-	-
8	-	4730	3620	-	-
6	-	4630	3590	2410	-
4	6970	4430	3510	2390	-
2	6400	4180	3400	2350	2000
0	6010	3960	3300	2320	-
-2	5840	3860	3270	-	-

Lifting capacity around 360° expressed in DaN without safety factor



		403
Operating characteristics		
Machine weight		27 ton
Max lifting arm capacity/boom extension		3250 daN / 12 m
Loading boom		fixed L: 12 m
Technical characteristics		
Diesel engine		Turbo-charged D. I. (Perkins)
Engine power		129 kW - 2200 Rpm
N° of cylinders / cubic capacity		6 / 6600 c.c.
Cooling system		cooling liquid
Engine compartment		sound insulated
Engine supports		damper monted
Hydraulic system		
Pumps		N° 2 axial piston, n° 2 gear
Operating pressure		350 bar
High pressure system		flexible hoses / tubes
Pipe fittings		ORFS
Oil cooling		air/oil cooler
Front and rear tyres		N°8 solid beads tires, size: 10.00/20
Service and emergency brakes		pedal operated hydraulics
Parking brake		mechanical
Power steering		gear pump
Transmission		4 wheel drive
Hydraulic motor		variable disp. axial pistons
Axles		epicyclic reduction gear (hubs)
Swing axle locking		hydraulic
Speed first gear		0-5 km/h
Speed second gear		0-17 km/h
Sound insulated cabin		pantograph hydraulic elevation
Seat		anatomically adjustable
Fuel tank capacity		220 L
Hydraulic oil tank capacity		270 L
Accessories		
Standard		FB - RS - FS - 4WD - MCG
Optional		AC - R - ACG EG (8,5 kW) MP (Ø1130 mm)


AC = Air conditioner, R = Radio, EG = Electro hydraulic generator, FB = Front hydraulic blade, MP = Magnetic plate, FS = Front hydraulic stabilizers, RS = hydraulic rear stabilizers, 4WD = 4 wheel drive, MCG = Manual centralized greasing system, ACG = Automatic centralized greasing system.

Colmar reserves the right to amend the data contained within this brochure at any time.

 **COLMAR S.P.A.**
Headquarters
Via Nazionale Adriatica n.539/593
45031 Arquà Polesine (RO) ITALY
Tel. +39 0425 93 21 33 (Int. 4)
Fax +39 0425 46 50 52
www.colmarspa.com
colmarspa@colmarspa.com

 **COLMAR USA, Inc.**
U.S.A.
3790 Commerce Ct., Suite 100
Wheatfield, New York 14120
1-800-537-5204
Ph. 716 - 693 - 9877
Fax 716 - 693 - 9869
www.colmarequipment.com
info@colmarequipment.com
sales@colmarequipment.com
service@colmarequipment.com

 **COLMAR UK Ltd.**
U.K.
Unit 10, Wheel Forge Way
Ashburton Park
Ashburton Road West, Trafford Park
Manchester M17 1EH
Ph. **0161 848 8902**
Fax 0161 848 8903
www.colmarspa.com
colmaruk@colmarspa.com

 **ООО COLMAR БОЦТОК**
RUSSIA
115088 Moscow,
Yuzhnoportovaya ul.7
Ph. +7 095 5405538
Fax +7 095 7100848
www.colmarspa.com
info@oocolmar.ru



ISO 9001 CERT. N.1579

