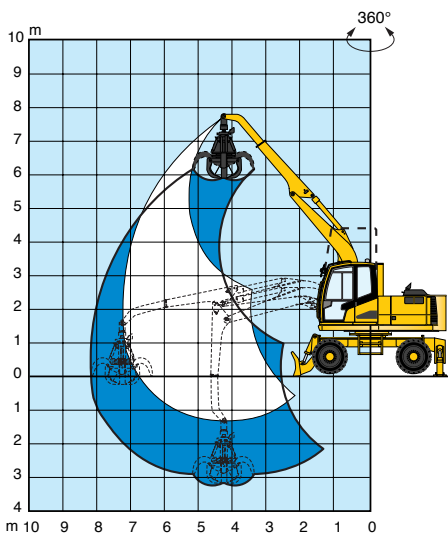


301

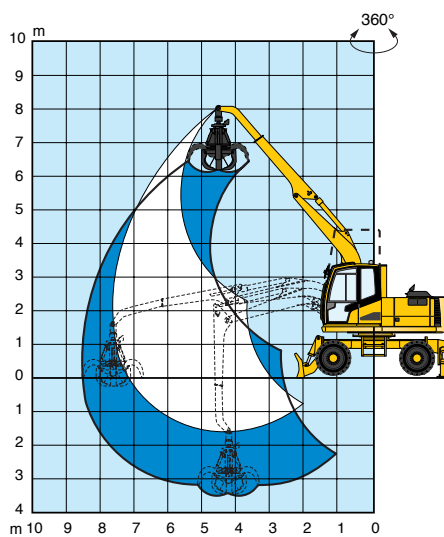


Lifting capacity diagram(s)

With Boom Ver. 1



With Boom Ver. 2



With Boom Ver. 1

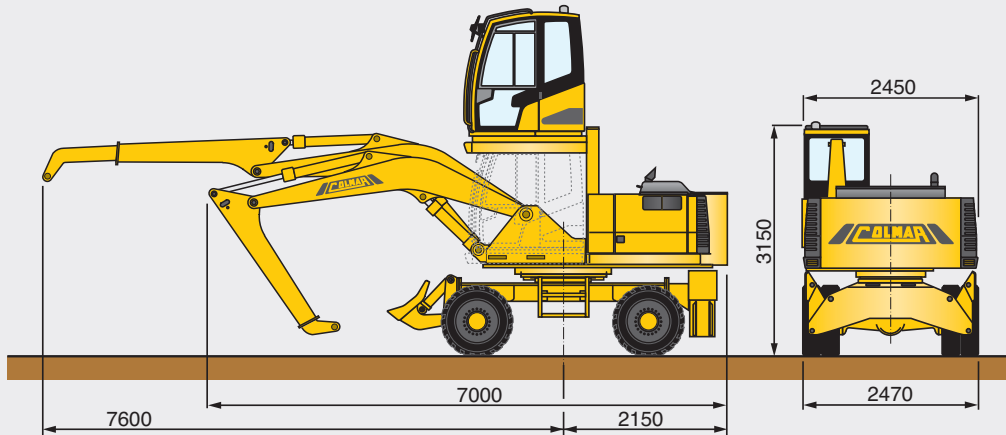
Height (m)	Reach (m)					
	3	4	5	6	7.3	
6	⊥	-	-	3280	-	
	○	-	-	2740	-	
4.5	⊥	-	3490	2920	-	
	○	-	3400	2680	-	
3	⊥	-	4460	3730	3340	
	○	-	4460	3330	2560	
1.5	⊥	-	5140	4110	3530	2970
	○	-	4660	3260	2530	2200
0	⊥	7260	5630	4420	3630	-
	○	7230	4610	3230	2540	-

⊥ Stabilized Machine
○ Machine on Wheels

With Boom Ver. 2

Height (m)	Reach (m)						
	3	4	5	6	7	7.6	
7.5	⊥	-	-	3270	-	-	
	○	-	-	3270	-	-	
6	⊥	-	-	3530	2900	-	
	○	-	-	3530	2870	-	
4.5	⊥	-	-	3300	3280	2790	
	○	-	-	3300	2750	2280	
3	⊥	-	4230	3580	3190	2700	
	○	-	4230	3350	2570	2130	
1.5	⊥	-	4940	3980	3420	2870	2760
	○	-	4650	3250	2530	2090	2070
0	⊥	7120	5520	4340	3630	2980	
	○	7110	4560	3200	2510	2070	

Lifting capacity around 360° expressed in DaN without safety factor



		301
Operating characteristics		
Machine weight		17,3 ton
Max lifting arm capacity/boom extension		2750 daN / 7,6 m
Loading boom		telescopic L: max. 7,6 m
Technical characteristics		
Diesel engine		Turbo-charged D. I. (Perkins)
Engine power		75 kW - 2200 Rpm
N° of cylinders / cubic capacity		4 / 4400 c.c.
Cooling system		cooling liquid
Engine compartment		sound insulated
Engine supports		damper monted
Hydraulic system		
Pumps		N° 2 axial piston, n° 2 gear
Operating pressure		300 bar
High pressure system		flexible hoses / tubes
Pipe fittings		ORFS
Oil cooling		air/oil cooler
Front and rear tyres		N°8 solid beads tires, size:9.00/20
Service and emergency brakes		pedal operated hydraulics
Parking brake		mechanical
Power steering		gear pump
Transmission		4 wheel drive
Hydraulic motor		variable disp. axial pistons
Axles		epicyclic reduction gear (hubs)
Swing axle locking		hydraulic
Speed first gear		0-4 km/h
Speed second gear		0-15 km/h
Sound insulated cabin		elevated hydraulically
Seat		anatomically adjustable
Fuel tank capacity		180 L
Hydraulic oil tank capacity		200 L
Accessories		
Standard		FB - 4WD
Optional		AC - R - RS EG (5 - 7 kW) MP (Ø950 - 1050 mm)


AC = Air conditioner, R = Radio, EG = Electro hydraulic generator, FB = Front hydraulic blade, MP = Magnetic plate, FS = Front hydraulic stabilizers, RS = hydraulic rear stabilizers, 4WD = 4 wheel drive, MCG = Manual centralized greasing system, ACG = Automatic centralized greasing system.

Colmar reserves the right to amend the data contained within this brochure at any time.

 **COLMAR S.P.A.**
Headquarters
Via Nazionale Adriatica n.539/593
45031 Arquà Polesine (RO) ITALY
Tel. +39 0425 93 21 33 (Int. 4)
Fax +39 0425 46 50 52
www.colmarspa.com
colmarspa@colmarspa.com

 **COLMAR USA, Inc.**
U.S.A.
3790 Commerce Ct., Suite 100
Wheatfield, New York 14120
1-800-537-5204
Ph. 716 - 693 - 9877
Fax 716 - 693 - 9869
www.colmarequipment.com
info@colmarequipment.com
sales@colmarequipment.com
service@colmarequipment.com

 **COLMAR UK Ltd.**
U.K.
Unit 10, Wheel Forge Way
Ashburton Park
Ashburton Road West, Trafford Park
Manchester M17 1EH
Ph. **0161 848 8902**
Fax 0161 848 8903
www.colmarspa.com
colmaruk@colmarspa.com

 **ООО COLMAR БОЦТОК**
RUSSIA
115088 Moscow,
Yuzhnoportovaya ul.7
Ph. +7 095 5405538
Fax +7 095 7100848
www.colmarspa.com
info@oocolmar.ru

